

A MFS Behind The Scenes One-Shot

Hail To The Queen

"Worthy of Her Royal
Strongness!"

ParaTroopa

"Powerful and sensual!
Luss T. approves!"

Luss T.

"More pics, less words!
That's how you hook
me — and I didn't even
approve of this book!"
My fans are weird.

Queen Bowser

18+

ADULT CONTENT

MFS
2018



**DISCLAIMER: This is a fan-book made with
fan-made concepts and ideas.**

**Bowser, Koopa, Super Crown, and other elements
of the Super Mario brand maintain copyrights of
Nintendo Co.**

All that said, please enjoy!

~MFS

Foreword: From The Table of The Invincible Queen Bowser Koopa

All Hail the Ki-Uh, I mean **Queen of the Koopas!** This is kinda weird, but feels great! I'm just as strong, but I'm faster, and can jump better than that wimpy Toad girl-turned-into-Peach. How was this possible? Well, the brains in the labs found one of the Super Crowns, and... well, they say they had to "drastically alter" its properties with a **Poison Mushroom**. Now, I'm no Powerup Scientist, but putting poison in *anything* doesn't instill confidence.

Well, it worked anyway, but I didn't expect... this side effect - the lab folks said it's because the original Super Crown only worked with Toadette's DNA. (what should I call my powerup now? **The Dark Crown? Koopa Crown?** Hmm...) Though I kinda tuned out sometimes. **TOO MANY WORDS.**

There's more to this; I was told that that the so named "**Peachette**" that emerged was a natural evolutionary progression of her species. Makes sense, I guess, since the Princess is one of 'em. But wait... if this is my next evolutionary step from the use of this peculiar crown mushroom thing... does that mean I was not *entirely* perfect?

Woah, deep stuff there... That's one goal I look forward to stomping...

There was yet one more side effect I didn't see... Now my minions are fawning over me even more than usual. I mean, I'm already a super buff, **super strong and super handsome dude...ette**, that's a given, but now the various Goombas and Koopa Troopas are stepping up their game; fanclubs, fanart, game mods, cosplay, you name it, they've done it. It's getting creepy, y'know?

And now it comes to a head with this weirdo's book. At least I look good in it, as always; lots of cool drawings, and minimal chat on the process of making my awe-inspiring visage. I better be getting a cut of whatever you make, MFS!

Still, If Peach could handle all of this with such grace, I should do so too.

C'mon! Give your Koopa Queen the proper treatment she deserves and when she wants it! (Man, pronouns are gonna take a little getting used to)

If I wanted my feet licked, I'd have asked for it!

... I want my feet licked.

~Queen Bowser Koopa
The Study
Koopa Castle, Dark Land







The Design Process: The original Bowsette

In the midst of the design process, I did decide to try out the design of Bowsette that was the most **commonly** circulated.


While it certainly has its appeal (you know I'm a sucker for Peach), including a simple and faithful design through the thought experiment, I ultimately decided it was a kind of design I've done before.

You've seen my somewhat official response to it as it circulated around the net in October (read: **Not So Peachy-Keen**), and decided to take more time in doing something of my own...

MFS 2018

**Hail To
The Queen** 

The Design Process: The MFS Version



With **VERSION 2**, I changed things up, bulking her up a little, detailing the back shell, and adding more hair to her body - which to some who follow my stuff, this particular body hair style may look **familiar...**



Here's my very first; **VERSION 1**! Using Bowser's amiibo as a point of reference, I first intended to replicate his look as much as I could in her - which, in hindsight, makes this Bowsette more like a **gender-swap**, isn't it?



Y'know, with the wild hair and dark skin, it feels like a little bit of **Gerudo** influence made it into Bowsette's design, eh?



VERSION 3 just adds a couple more things - adding even more body hair, to her shoulders and thighs - again, this feels somewhat familiar to me as well.. I'm sure I've done this before, have I?

VERSION 4 makes one last change, just to her horns, making the shape to something akin to **Giga Bowser's**, and swapping the position of the Crown powerup.




Hail To The Queen

From Thumbnail to Full Colors: MFS ORIGINALS VER.




The setting that the (now named) **Queen Bowser** is standing in is meant to be **Dark Land**, the final world in *Super Mario Bros. 3*, mixed in with the lighting and color scheme of the **volcano** courses in the *New Super Mario Bros.* games. I adored the fiery orange light that emanated through those volcano courses, and carried onto many of modern Bowser's Castle courses as well.

From Thumbnail to Full Colors: FETISH VER.



Thumbnail Sketch



Updated Sketch



Lineart & Flat Colors




Shading

This pic inside Queen Bowser's castle was the first one I dedicated myself to: because of course I would. However, as time went, and I was greatly enjoying doing the various effects on the drawing (which I've been practicing a lot lately), I decided on making a regular drawing of Queen Bowser, looking cool and tough among fiery rocks! (presumably taking place **outside** of this castle)




Background & Effects

**Hail To
The Queen**



MFS
2018

**Hail To
The Queen**




CONDESCENDING

MFS 2018



**Hail To
The Queen**

MFS
2018



MFS
2018

**Hail To
The Queen**

Afterword: From the table of MostlyFunStuff...

Hello, everyone!

Thank you so much for reading through the mini-book, whether it was the tiny bits of lore, the details of the process, and this afterword as well...

This special BTS One-Shot may be a standard for some of the really big pieces of work I do from now on, but given how much it took to make this one, I'll have to choose carefully. But I digress...

I want to extend my heartfelt thanks to you, friends and fans, who have engaged in my fun stuff, mostly, in various ways. Whether it be leaving a comment, sending a note, making some gift-art, fan-art, asking for a commission, or pledging a little bit of what you have on my Patreon.

Every little thing you do helps me build my confidence and skills, but has also connected me with all of you - whom, I feel I don't do enough for, like, constantly. For more than 10 years, I frequently put myself down drastically for even the most superficial reasons, sending me into a spiral of a breakdown - and in that mania, I forget the appreciation you frequently show. A hard habit to break, sure but with help and good company like you, things are looking better.

And for that, I am truly grateful, and I wanted to show that with this book.

Thank you all so much. Be well, and I'll see you next time.

~MFS

